

# Pima County Health Department

## KBS Outcomes Report

For Clients Discharged: From 01/01/2012 Thru 09/03/2013 With Program of Pima County Public Library

No Grouping Chosen

Number of Clients in Selected: 2

Client Name ID	Admit	Discharge			Knowledge				Behavior				Status			
					I	DC	Δ	T	I	DC	Δ	T	I	DC	Δ	T
Santa Rosa Library (1330618172)	03/01/2012	07/19/2012	06 Communication with Community Resources	Actual Problem	2	2	0	4	2	3	1	4	3	2	-1	5
			06 Communication with Community Resources	Actual Problem	2	5	3	4	2	4	2	4	3	4	1	4
			23 Cognition	Actual Problem	2	2	0	4	2	3	1	4	2	3	1	4
			29 Circulation	Actual Problem	2	4	2	4	2	4	2	4	3	4	1	4
			35 Nutrition	Actual Problem	2	2	0	5	2	3	1	5	2	3	1	5
			35 Nutrition	Actual Problem	2	4	2	4	2	4	2	4	3	4	1	4
			37 Physical Activity	Actual Problem	2	4	2	4	2	4	2	4	4	4	0	4
			39 Substance Use	Actual Problem	2	2	0	2	2	3	1	2	2	2	0	4
			41 Health Care Supervision	Potential Problem	3	2	-1	5	3	3	0	5	3	3	0	5
			42 Medication Regimen	Potential Problem	3	2	-1	5	3	2	-1	5	3	3	0	5
South Tucson Sam Lena (1330617799)	02/27/2012	07/20/2012	06 Communication with Community Resources	Actual Problem	1	1	0	4	2	2	0	4	3	3	0	5
			23 Cognition	Actual Problem	2	2	0	4	3	3	0	4	3	3	0	5
			35 Nutrition	Actual Problem	2	2	0	5	2	3	1	5	3	3	0	5
			38 Personal Care	Actual Problem	3	3	0	5	2	2	0	4	2	2	0	4
			39 Substance Use	Actual Problem	2	2	0	4	1	1	0	4	1	1	0	5

# Pima County Health Department

## KBS Outcomes Report

For Clients Discharged: From 01/01/2012 Thru 09/03/2013 With Program of Pima County Public Library

No Grouping Chosen

Number of Clients in Selected: 2

### Grand Total

Problem	Knowledge						Behavior					Status					
	N Actual & Potential	Initial	Discharge	Difference	Significance	Percent Improved	Initial	Discharge	Difference	Significance	Percent Improved	N Actual Problems	Initial	Discharge	Difference	Significance	Percent Improved
06 Communication with Comm	3	1.67	2.67	1.00	0.776	33.3%	2.00	3.00	1.00	0.293	66.7%	3	3.00	3.00	0.00	1.000	33.3%
35 Nutrition	3	2.00	2.67	0.67	0.553	33.3%	2.00	3.33	1.33	0.030	100.0%	3	2.67	3.33	0.67	0.184	66.7%
23 Cognition	2	2.00	2.00	0.00	1.000	0.0%	2.50	3.00	0.50	0.500	50.0%	2	2.50	3.00	0.50	0.500	50.0%
39 Substance Use	2	2.00	2.00	0.00	1.000	0.0%	1.50	2.00	0.50	0.849	50.0%	2	1.50	1.50	0.00	1.000	0.0%
29 Circulation	1	2.00	4.00	2.00		100.0%	2.00	4.00	2.00		100.0%	1	3.00	4.00	1.00		100.0%
37 Physical Activity	1	2.00	4.00	2.00		100.0%	2.00	4.00	2.00		100.0%	1	4.00	4.00	0.00		0.0%
38 Personal Care	1	3.00	3.00	0.00		0.0%	2.00	2.00	0.00		0.0%	1	2.00	2.00	0.00		0.0%
41 Health Care Supervision	1	3.00	2.00	-1.00		0.0%	3.00	3.00	0.00		0.0%	0					
42 Medication Regimen	1	3.00	2.00	-1.00		0.0%	3.00	2.00	-1.00		0.0%	0					

# Pima County Health Department

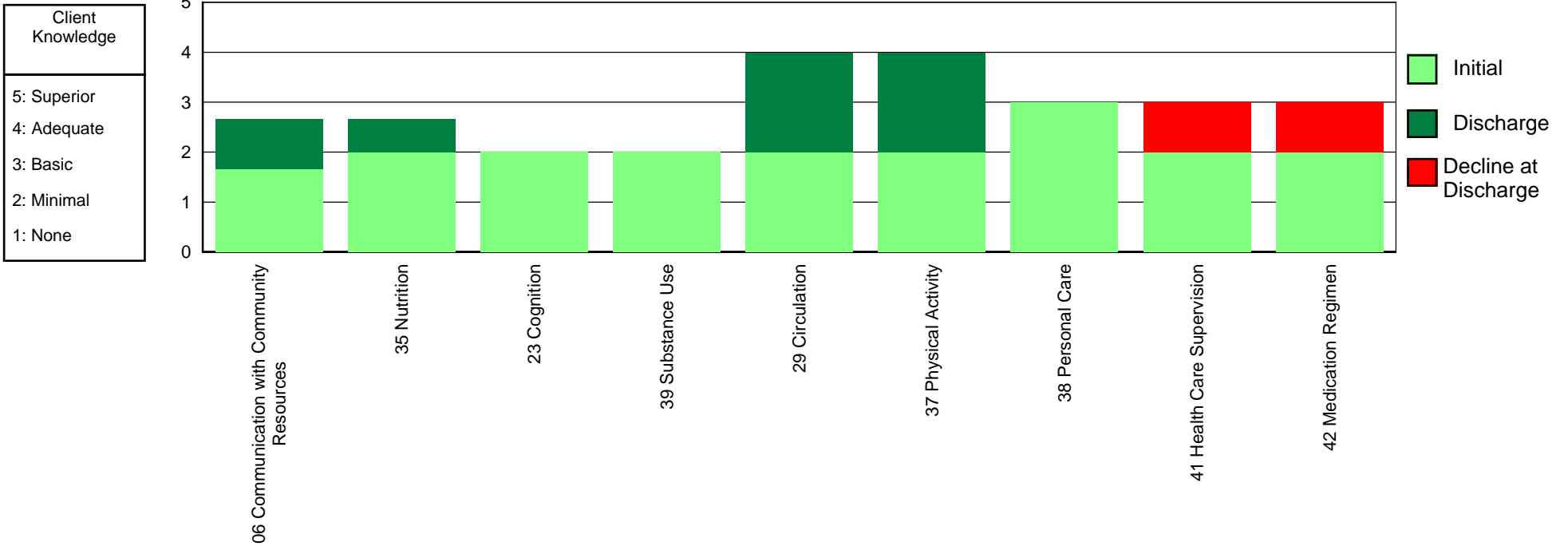
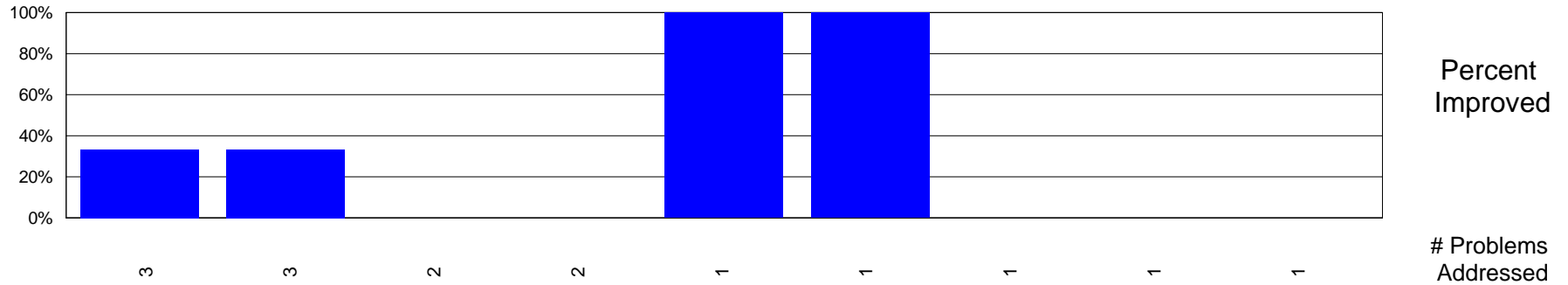
## KBS Outcomes Report

For Clients Discharged: From 01/01/2012 Thru 09/03/2013 With Program of Pima County Public Library

No Grouping Chosen

Number of Clients in Selected: 2

### Knowledge Ratings - Grand Total



# Pima County Health Department

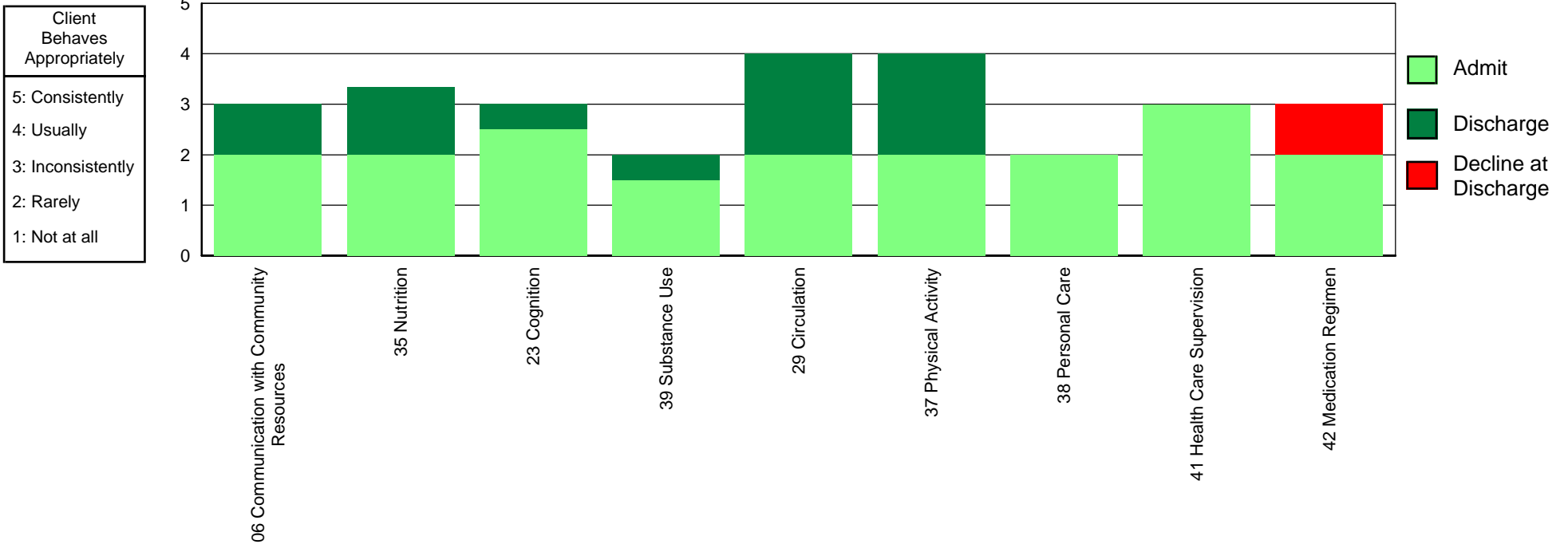
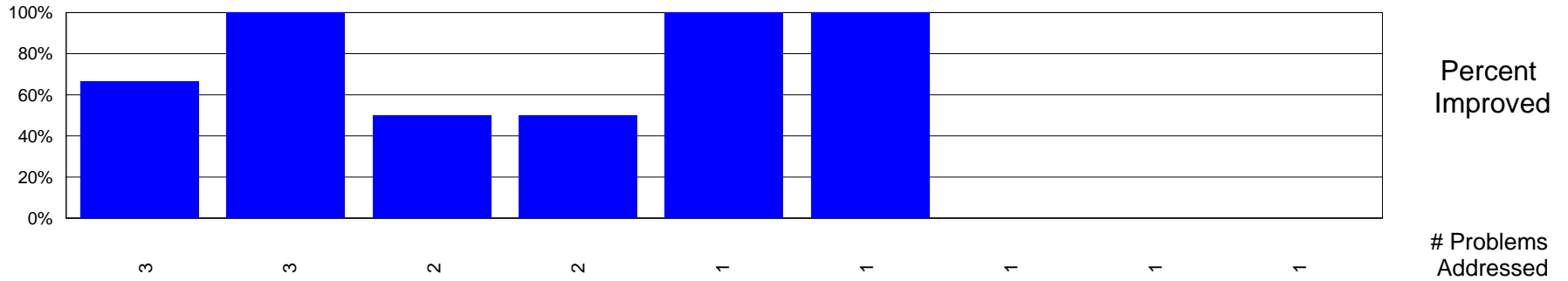
## KBS Outcomes Report

For Clients Discharged: From 01/01/2012 Thru 09/03/2013 With Program of Pima County Public Library

No Grouping Chosen

Number of Clients in Selected: 2

### Behavior Ratings - Grand Total



Client Behaves Appropriately

5: Consistently

4: Usually

3: Inconsistently

2: Rarely

1: Not at all

Admit

Discharge

Decline at Discharge

# Pima County Health Department

## KBS Outcomes Report

For Clients Discharged: From 01/01/2012 Thru 09/03/2013 With Program of Pima County Public Library

No Grouping Chosen

Number of Clients in Selected: 2

### Status Ratings - Grand Total

