



Strategically Prioritizing Service Requests for Mobile Vision and Dental Services

*Greta Todd, MA
Anyah Land, MPH
Catherine Rains, MPH
St. Louis Children's Hospital
APHA Annual Conference 2012
San Francisco, CA*

Presenter Disclosures

- Greta Todd, MA
- The following personal financial relationships with commercial interests relevant to this presentation existed during the past 12 months:
 - I have no relationships to disclose




Learning Objectives

- List and explain unique indicators useful in prioritizing service requests for vision and dental services
- Discuss how the scoring metric decreased barriers to accessing screening and dental services



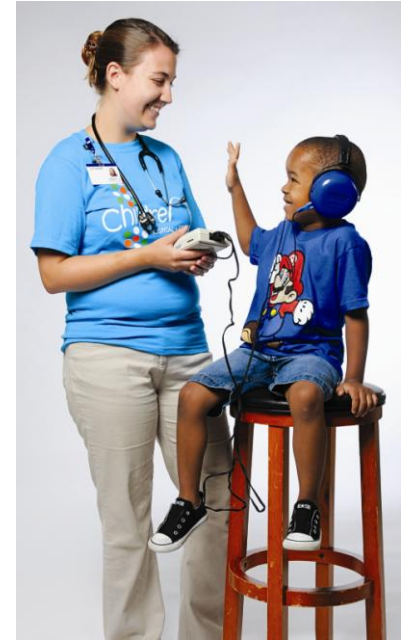
Healthy Kids Express

- Vision & Hearing
- Height, Weight & Blood Pressure
- Blood Lead & Anemia
- Immunizations
- Scoliosis
- Dental
- Asthma



Healthy Kids Express Screening and Dental

- Over 25,000 children served/year
- Serving children in 4 counties in Missouri and Illinois
- Service requests have quadrupled in the last 5 years.



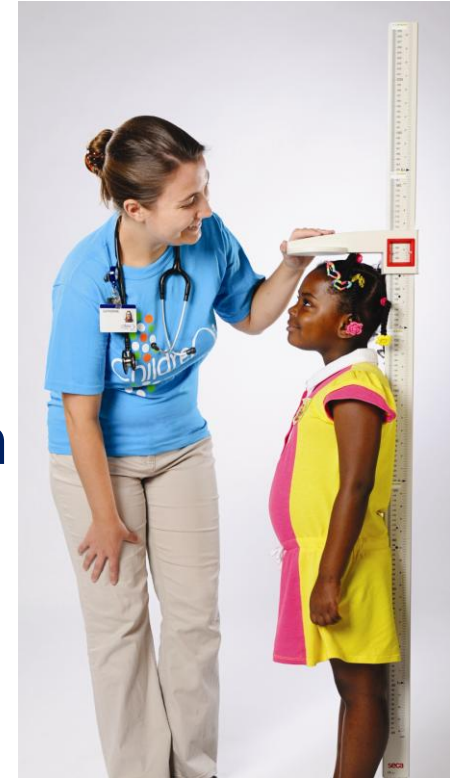
Methods

- Systematic method to prioritize service requests
- Review of literature identified key indicators of need
 - Socio-economic status^{1,2,3}
 - Access to services^{2,3,4}



Measurement

- Socio-economic Status
 - Free and Reduced School Lunch
 - Children in Poverty
- Access to Healthcare
 - Insurance status of children
 - Distance from federally qualified health clinic
 - School or site nurse to child ratio



Prioritization Process

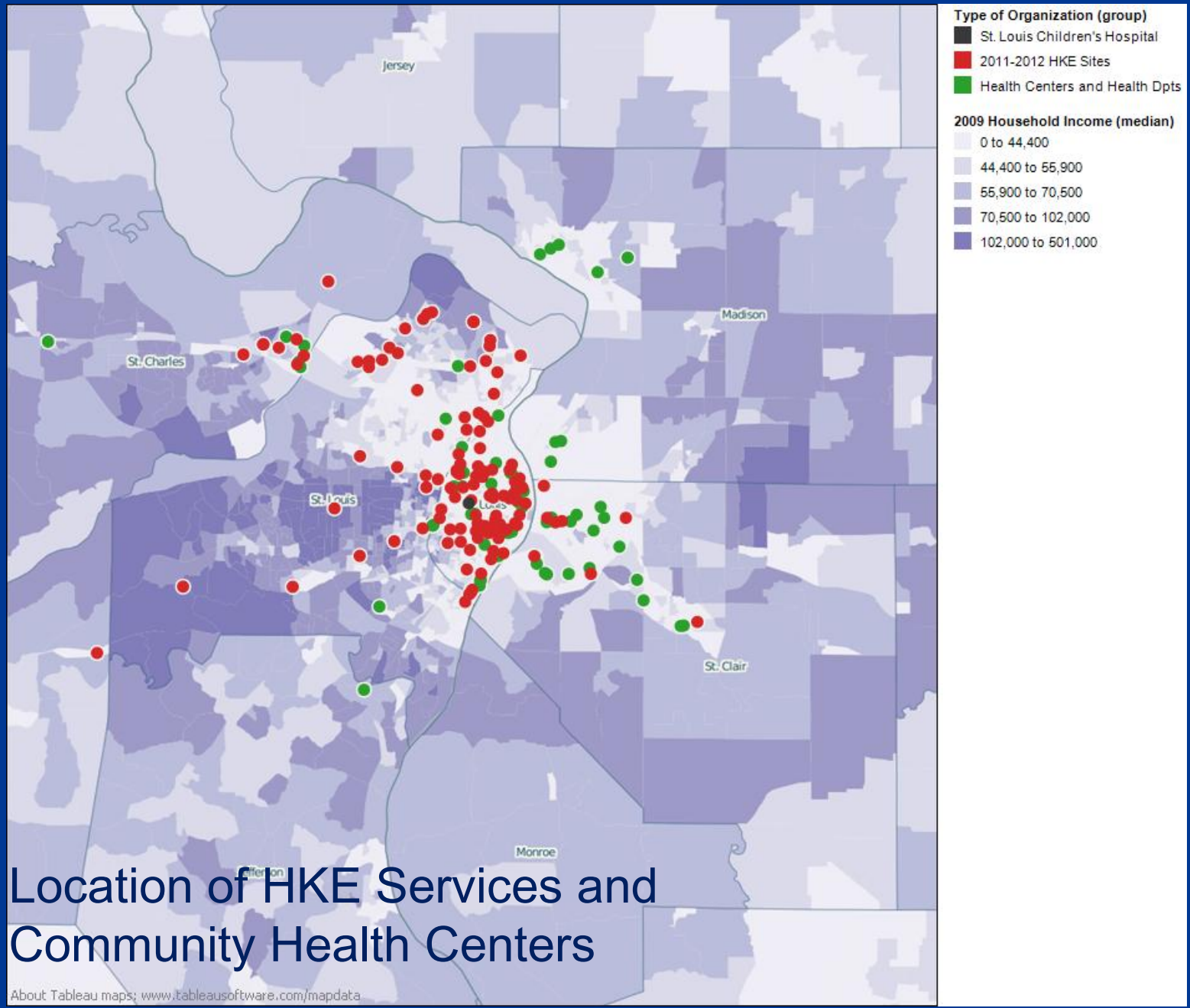
- Online application
 - Zip Code of children at organization
 - Screening services requested
 - Nurses per child at site
- Potential sites are scored based on
 - Indicators of community need
 - Accountability for site staff to comply with HKE policies



Results

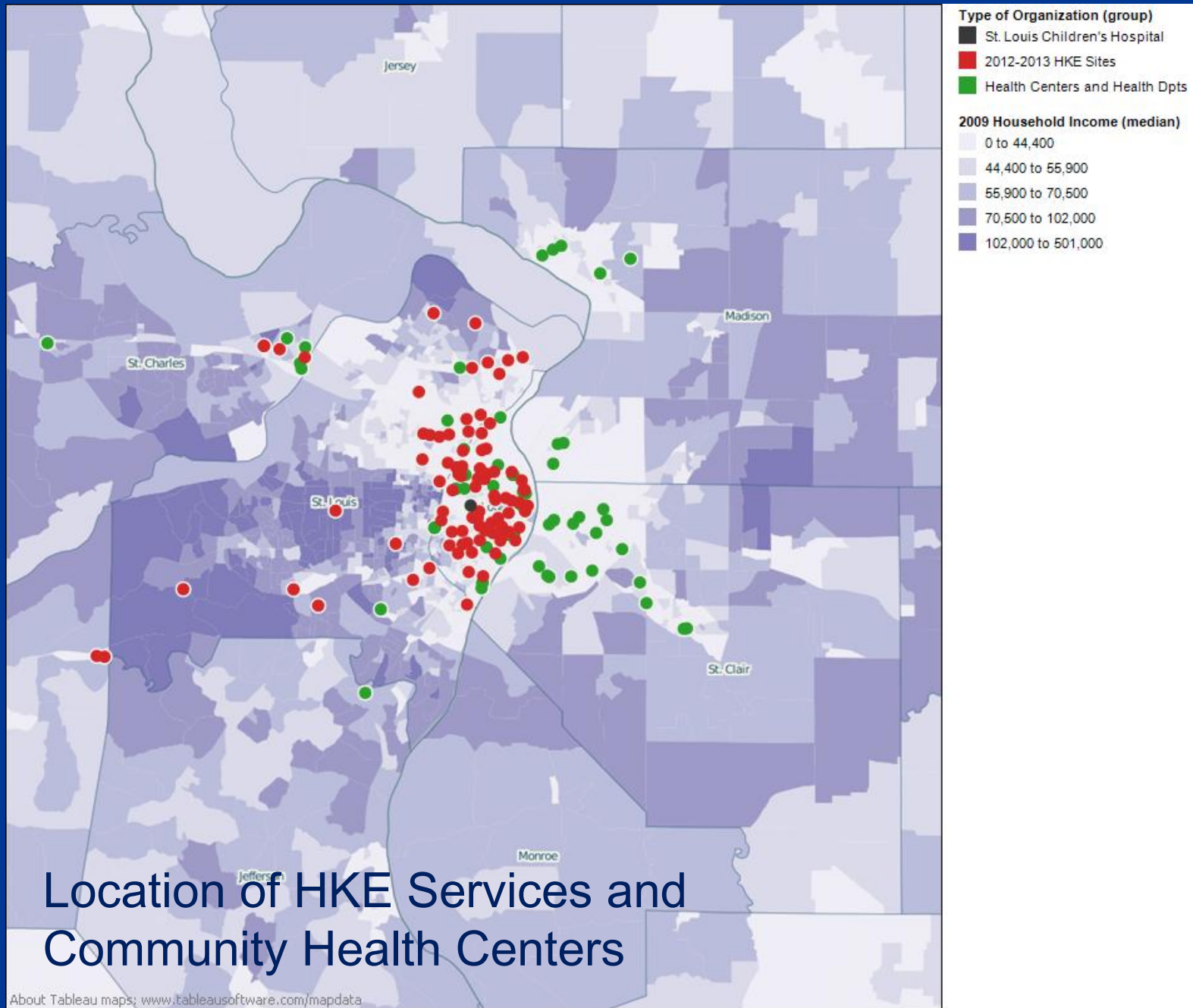
- 96 sites were prioritized for HKE services
- Greater utilization of other community resources
 - Logan Chiropractic School (scoliosis)
 - Special School District (hearing)
 - Community Health Centers (vision, hearing)



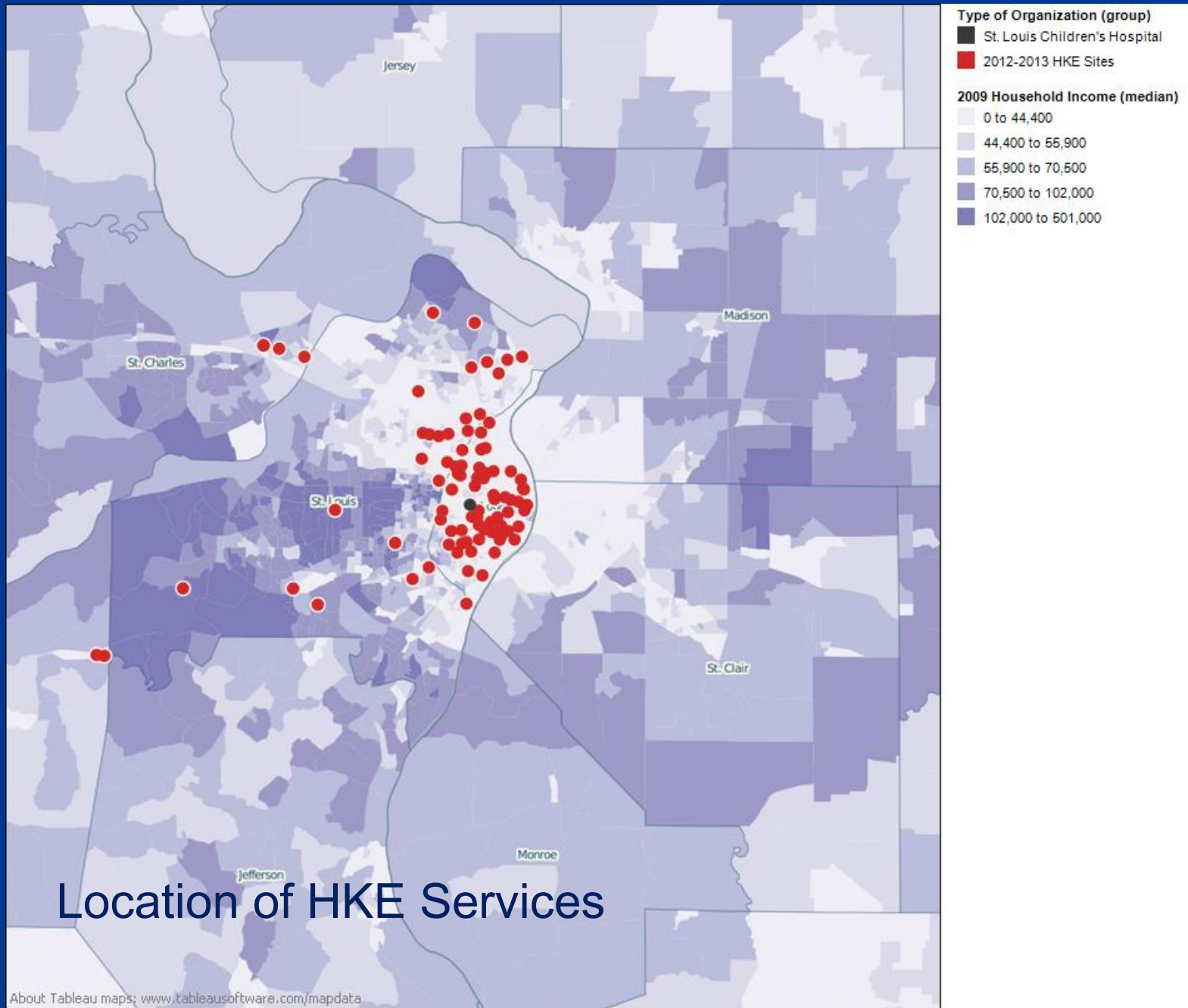


Location of HKE Services and Community Health Centers

About Tableau maps: www.tableausoftware.com/mapdata



Location of HKE Services and Community Health Centers



References

1. Byung-Kwang, Y., Berry, A., Kasajima, M., & Szilagyi, P. (2010). Association between Medicaid reimbursement and child influenza vaccination rates. *Pediatrics (Evanston)*, 126(5), 989-989. doi:10.1542/peds.2009-3514
2. Bisgaier, J., Cutts, D. B., Edelstein, B. L., & Rhodes, K. V. (2011). Disparities in child access to emergency care for acute oral injury. *Pediatrics (Evanston)*, 127(6), E1428-E1435. doi:10.1542/peds.2011-0011
3. Wallace, B., & MacEntee, M. (2011). Access to dental care for low-income adults: Perceptions of affordability, availability and acceptability. *Journal of Community Health*, 1-8. doi: 10.1007/s10900-011-9412-4
4. Salmon, D. A., Smith, P. J., Pan, W. K., Navar, A. M., Omer, S. B., & Halsey, N. A. (2009). Disparities in preschool immunization coverage associated with maternal age. *Human Vaccines*, 5(8), 557-61. doi:10.4161/hv.5.8.9009



Contact Information

Greta Todd, Director of Advocacy and Outreach

St. Louis Children's Hospital

gretat@bjc.org

314-286-0956

1 Children's Place

St. Louis, MO 63110

